


FAQ Sheet



Building Regulations Part L 2010

When do the new Part L regulations come into effect?

The new Part L comes into effect from **1st October 2010**.

There is a new Domestic Building Services Compliance Guide that gives details of what is required. The main requirements for Boiler Interlock and time and temperature control are unchanged.

What is new in Part L 2010 Building Regulations?

Every home must be divided into at least two heating zones.

Living and sleeping areas (zones) must be controlled at different temperatures by means of a thermostat.

In larger homes, these zones must also be controlled at different times.

What does this mean I need to do?

Every home must be divided into at least two heating zones, using a thermostat controlling a motorised valve. If the house is smaller (less than 150m²), then these can be controlled by the same timer.

If the house is larger (more than 150m²), then each zone must be controlled by its own timer.

Every radiator should be fitted with a radiator thermostat, unless it is the reference radiator for a thermostat (i.e. the radiator where the room thermostat is fitted).

All heating zones are required to be under the control of a room thermostat and motorised valve, with radiator thermostats fitted to all radiators (except the reference radiator).

This is a new requirement for all homes where the Building Regulations are applied.

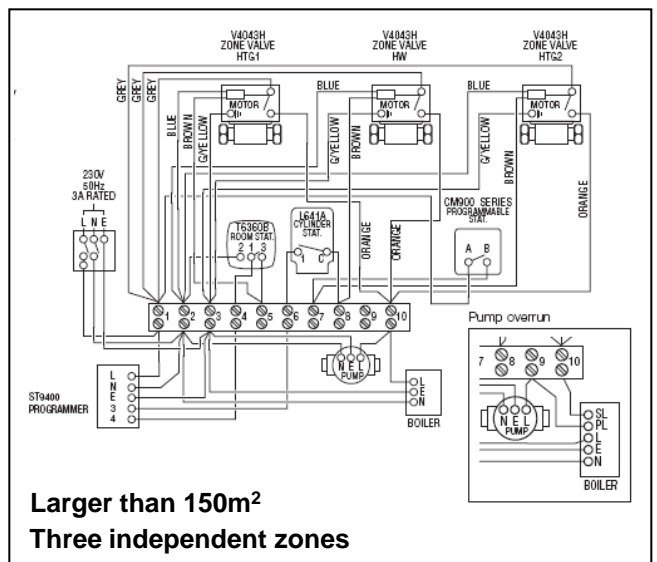
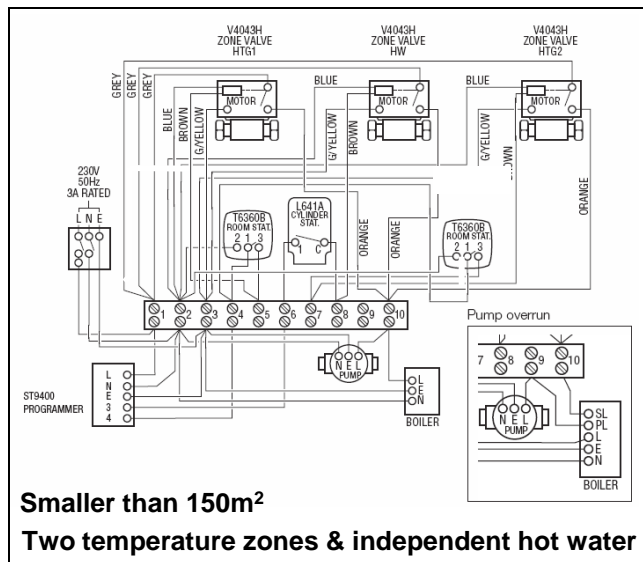
The heating must be divided into two heating zones under separate temperature control for homes with a floor area less than 150m². This means the same time programme can be used for both zones, but separate room thermostats and motorised valves are required for flow control.

For homes with a floor area greater than 150m², full time and temperature zone control is required.


In all instances, a room thermostat can be replaced by a programmable room thermostat.

An automatic bypass valve must be fitted.

How do I wire in the system?



FAQ Sheet



Building Regulations Part L 2010

Minimum Standard of control

- Timer for heating and hot water with independent times
- A room thermostat for the living zone
- A room thermostat for the sleeping zone
- Two motorised zone valves
- A cylinder thermostat
- A hot water motorised zone valve
- An automatic bypass valve
- Radiator thermostats on all radiators

What control options are there?

For homes smaller than 150m² floor area

| | |
|------------------------|--------------|
| A standard programmer | ST9400 |
| 2 room thermostats | T6360 |
| 2 heating zone valves | V4043 |
| 1 cylinder thermostat | L641 |
| 1 hot water zone valve | V4043 |
| Radiator thermostats | VT117, VT200 |
| Automatic bypass valve | DU144 |

Both heating control thermostats are connected to the same time control. The hot water is controlled by the independent HW channel of the programmer.

S Plan+ with common heating times.

Programmable room thermostats can be used for control of the motorised valve for each heating zone.

Wireless controls reduce the amount of intrusion, mess and disruption created when installing.

If upgrading or altering a heating system and wishing to avoid unnecessary disturbance, wireless radiator thermostats such as HR80UK can be used to form additional zones with Boiler Interlock, using the existing unaltered pipework.

For homes larger than 150m² floor area

| | |
|----------------------------|--------------|
| A twin zone programmer | ST9500 |
| 2 room thermostats | T6360 |
| 2 heating zone valves | V4043 |
| A timeswitch for hot water | ST9100 |
| 1 cylinder thermostat | L641 |
| 1 hot water zone valve | V4043 |
| Radiator thermostats | VT117, VT200 |
| Automatic bypass valve | DU145 |

Each heating or hot water thermostat is under independent time control.

S Plan+ with independent times for all zones.

Programmable room thermostats can be used for control of the motorised valve for each heating zone.

Wireless controls reduce the amount of intrusion, mess and disruption created when installing.

If upgrading or altering a heating system and wishing to avoid unnecessary disturbance, wireless radiator thermostats such as HR80UK can be used to form additional zones with Boiler Interlock, using the existing unaltered pipework.

There is no limit to the number of radiators controlled in a wireless radiator thermostat zone using HR80UK.

When do Building Regulations apply?

- Every time a home is built
- Every time a home has an extension or change of use
- Every time more than one individual component, such as a boiler is replaced in a heating system.
- Simple boiler servicing is exempt from this, but the recommendation is made that radiator thermostats should be fitted whilst the system is drained down

honeywelluk.com

Honeywell

Technical support: Ring 08457 678999 (local rate charge), +44 (0)1344 656125 (calls from outside the UK) or e-mail technical.support@honeywell.com
Sales enquiries: Ring 01344 656591 or e-mail uk.infocentre@honeywell.com
Sales support literature: Visit the Downloads section of honeywelluk.com, ring 0800 521121 (UK only) or e-mail literature@honeywell.com

EN1H-2535 UK01 R0811